



Adobe Connect Mobile App

Adobe Connect Mobile is the best way to attend a meeting or class session when access to a computer isn't possible. The app is optimized for smaller screens and has less functionality in the Connect rooms than the version accessible via a web browser.

You **CAN'T** do the following in Connect Mobile:

- Use the Files pod or Web links pod
- Record meetings
- Set polls (To set up a poll, log in from your computer.)
- Show and hide responses in an open poll
- View voting details in pods
- Broadcast poll results
- View more than one camera feed at a time (If multiple users are broadcasting, tap a user name in the Camera pod to view the feed.)
- Screen sharing
- Rooms with pods can't be set up initially with the mobile app.

Instructors should practice with the app before using it with a class to see if it meets their class session needs.

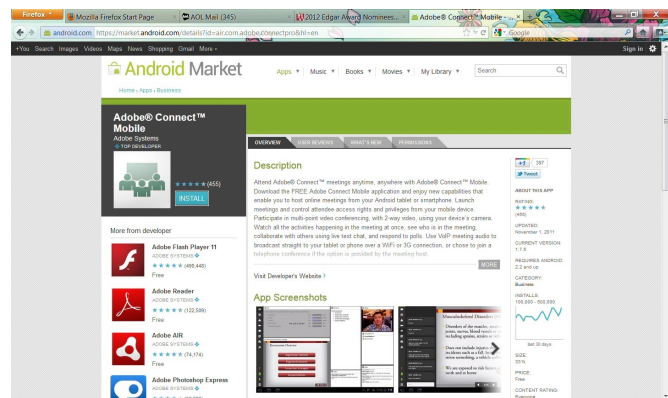
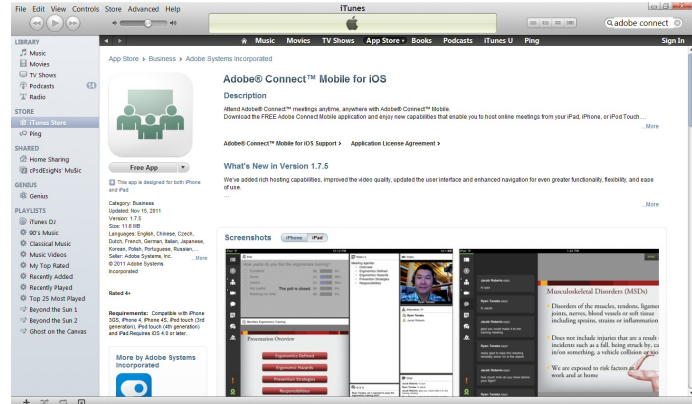
Follow the steps below to download and use the Adobe Connect mobile app:

1. Download the app onto to your Mobile Device

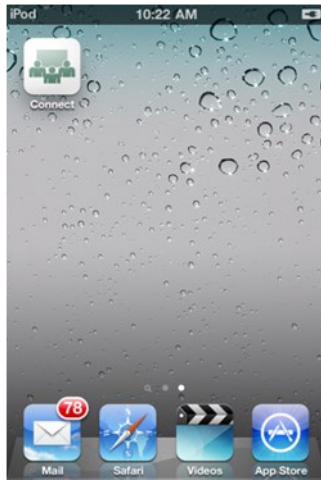
The version for iPods, iPhones, and iPads can be downloaded from iTunes

The version for Android phones and tablets can be downloaded from the Android Market.

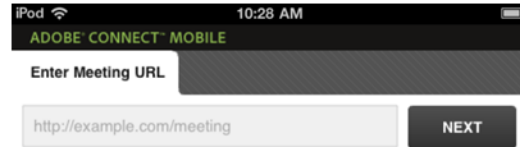
NOTE: At this time, there is not an app for Windows Mobile devices; however, you should be able to join a Connect room from your web browser with a Windows phone or tablet.



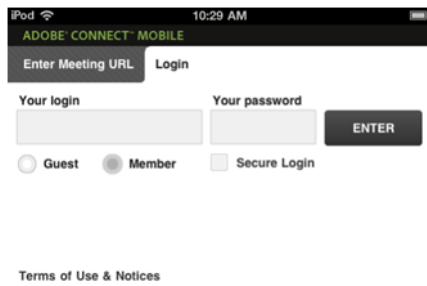
2. Open the app on your mobile device



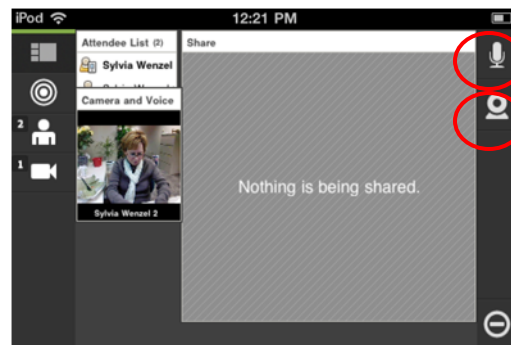
3. Enter the meeting URL



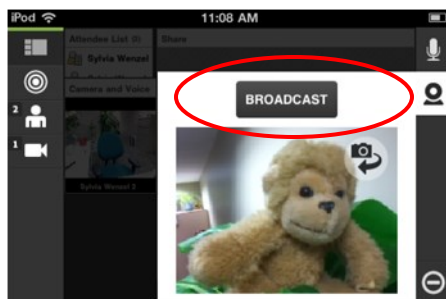
4. Login to the meeting room



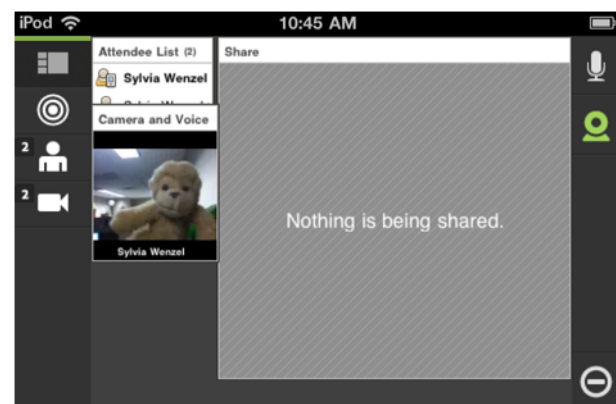
5. Click on the microphone and the camera buttons



6. Click on the BROADCAST buttons



7. You should see the screen below



Additional information about using the Adobe Connect mobile app is available at the links below:

Connect Mobile features:

<http://www.adobe.com/products/adobeconnect/mobile.html#features>

Adobe's FAQ:

http://help.adobe.com/en_US/connectmobile/1.7/index.html

<http://www.connectusers.com/>

http://www.connectusers.com/community/monthly_topic/archive/2011/12/AdobeConnectMobile17/

Adobe Connect page: <http://www.adobe.com/products/adobeconnect/features.html>

iTunes link:

<http://itunes.apple.com/us/app/adobe-connect-mobile-for-ios/id430437503?mt=8>

Android link:

<https://market.android.com/details?id=air.com.adobe.connectpro&hl=en>

For questions, or additional information, contact the IT Help Desk at 937-512-HELP (4357) or at helpdesk@sinclair.edu